






BIG HORN COUNTY 2009 LAND USE PLAN

Essential Public Services Shoshone Valley

LEGEND

Efficiency of Providing Essential Public Services



-  Towns
-  Water Bodies
-  Rivers
-  Roads
-  County Boundary

